

Steps to becoming a Real Estate Agent in Arizona Through the W. P. Carey School of Business

Step 1 – Fill out the APPLICATION FOR ADRE PRE-LICENSING PROGRAM and email it to wimberly.doran@asu.edu. The form can be found at <https://research.wpcarey.asu.edu/real-estate/adre-licensing-ug-minor/>

Step 2 - Complete Required Education


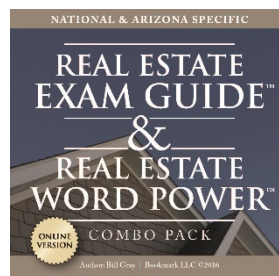


To get your Arizona license you must be 18 years of age when applying for your license, and successfully complete 90 hours of approved real estate education. For students at ASU, that means taking all four (4) required courses from the Real Estate Minor program:

- REA 380 – Real Estate Fundamentals
- REA 401 – Real Estate Appraisal
- REA 411 – Real Estate Law
- REA 456 – Real Estate Investments

Step 2 - Pass the School Exam

Although not required, it is highly recommended that all students attend an Exam Prep Course to prepare them for taking the State Licensing Exam which is the exam each student must pass to qualify for their Real Estate Sales Persons license.

Exam prep courses are available at any Arizona Real Estate School in the Valley for a minimal fee. Optional learning aides for self-study – can be found in the ASU book store...



Take the school Exam – You must pass the ASU School test with a minimum 75% score. The School Exam will be 3 hours. To register for the ASU Real Estate School Test by appointment please contact Wimberly Doran at 480.965.8517 or Wimberly.doran@asu.edu.

When you pass with a score of 75% or greater, you will receive a Certificate of Completion. Keep this certificate in a safe place, as you will need it when you take your State Exam. If you do not pass your exam, you may re-schedule by appointment to take the exam again.

On the day of your exam, please arrive at least 15 minutes early with your photo ID and a basic calculator. Do not bring personal items with you into the classroom when taking your exam.

Step 3 - Schedule your Real Estate Sales Person License Exam at Arizona Department of Real Estate.

Each student must take an exam offered by the Arizona Department of Real Estate (“ADRE”). ADRE uses Pearson Vue as their testing provider. Click [here](#) to access Pearson Vue, download the Candidate Handbook and schedule the state examination.

Step 4 - Complete the Real Estate Introduction to Contract Writing Course (6 hours)

All students are required by the ADRE to complete this 6-hour course before applying for a real estate license. This course can be taken at any School of Real Estate.

Step 5 - Obtain a Fingerprint Clearance Card

All new real estate sales & broker students are required to obtain a valid fingerprint clearance card from the Arizona Department of Public Safety (DPS) prior to submitting their application to the Arizona Department of Real Estate. This card is required to activate your license.

[Fingerprint Clearance Card FAQs](#)

[Fingerprinting Clearance Card Process](#)

Step 6 - Submit Your Application

Apply for your license with the Arizona Department of Real Estate at www.azre.gov. In order to practice as a real estate agent, you will need to select a broker who will hold your license.